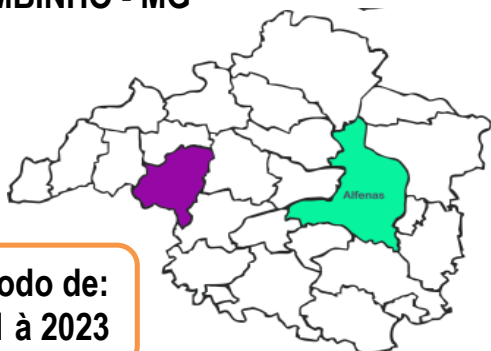


**MUZAMBINHO - MG**



Habitantes  
**21.891**  
% atendidos  
**6,2%** aa  
% tratados  
**0,2%** aa

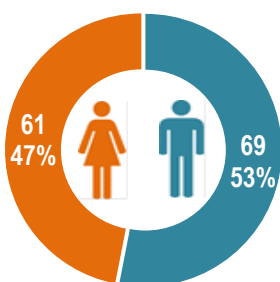


**4.103**  
consultas



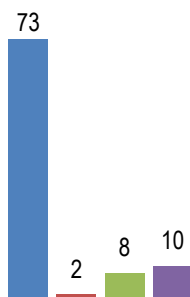
**130**  
tratamentos

Período de:  
**2021 à 2023**



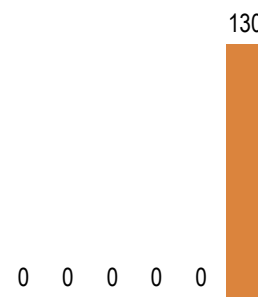
**Raça**

- branca
- preta
- amarela
- parda



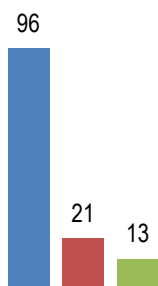
**Faixa etária**

- 0 a 24
- 25 a 34
- 35 a 44
- 45 a 54
- 55 a 65
- >65



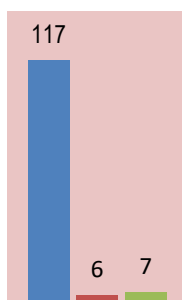
**Tabagismo**

- Nunca
- Ex-consumidor
- Sim

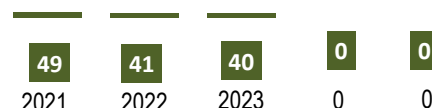


**Etilismo**

- Nunca
- Ex-consumidor
- Sim

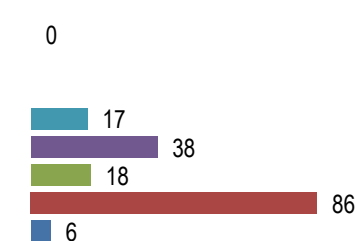


**Tratamentos**



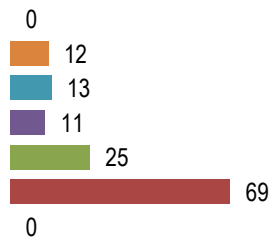
**Primeiro tratamento recebido**

- sem informacao
- outras
- imunoterapia
- transplante medula
- hormonioterapia
- quimioterapia
- radioterapia
- cirurgia
- nenhum



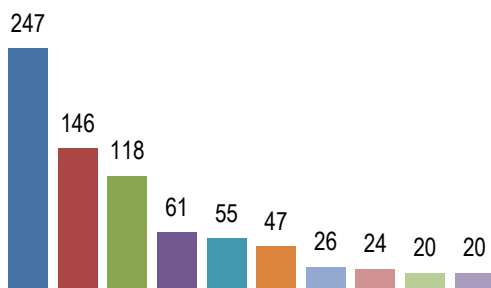
**Estadiamento**

- Sem Informação
- Não Estadiáveis
- IV
- III
- II
- I
- 0



**10 Mais tratados**

- Pele, SOE (ex)
- Mama, SOE (ex)
- Próstata
- Cólon, SOE
- Sangue
- Pulmão, SOE
- Estômago, SOE
- Reto, SOE
- Colo do útero
- Esôfago, SOE



**Óbitos**

